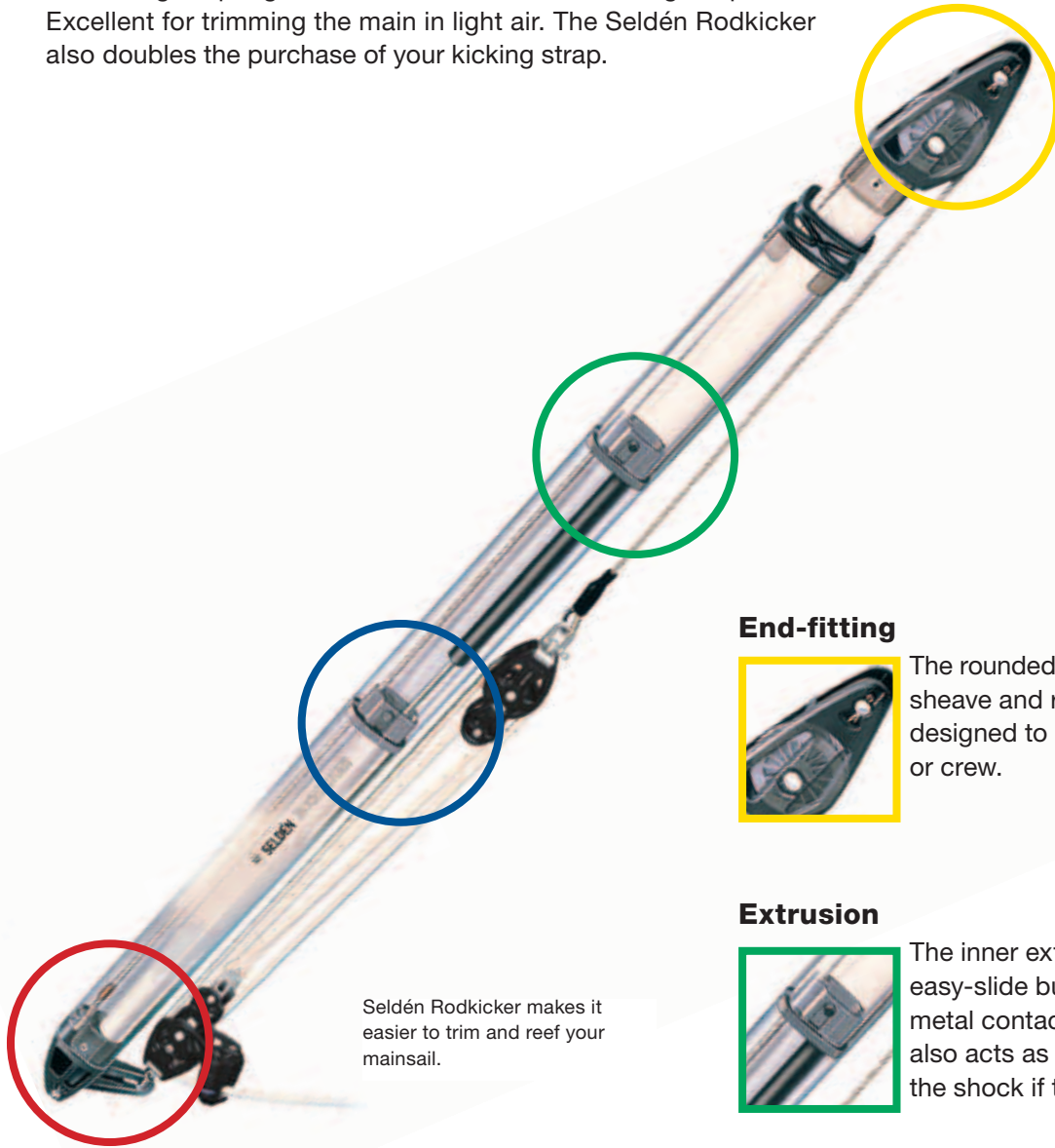


# Rodkicker rigid vang

A Seldén Rodkicker facilitates sail handling when reefing, preventing the boom from dropping into the cockpit or onto the coach roof. When fitted with a Seldén gas spring, it lifts the boom when the kicking strap is released. Excellent for trimming the main in light air. The Seldén Rodkicker also doubles the purchase of your kicking strap.



Seldén Rodkicker makes it easier to trim and reef your mainsail.

## End-fitting



The rounded end-fitting, with enclosed sheave and recessed split pin, is designed to avoid snagging sails or crew.

## Extrusion



The inner extrusion end plug acts as an easy-slide bushing and prevents metal to metal contact. The upper sliding bearing also acts as an elastic buffer to dampen the shock if the kicker suddenly bottoms.

## Easily installed, easily operated



The extended block attachment lug allows the block to turn, enabling the tackle to be operated from either port or starboard. The Rodkicker is supplied with detailed instructions and is easily fitted.

If a Rodkicker is retrofitted to an existing rig, the original kicking strap tackle can still be used. Seldén Rodkickers are made of anodised aluminium and are carefully tested to meet stringent quality and performance standards.

## Gas spring



The Rodkicker can be supplied with an optional integral gas spring. This lifts the boom when the kicking strap is released, opening the leech of the sail. A Rodkicker with a gas spring replaces the topping lift, making reefing fast and simple. The gas spring is easily retrofitted to a Rodkicker that does not have a spring. For spare gas springs, see page 69.



Operation from mast.




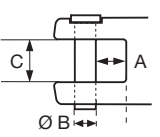
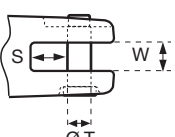


Operation from cockpit.

## Choosing the right size

The choice is based mainly on the righting moment of the yacht, a measure of its ability to carry sail. This is approximately proportional to displacement. The second input is the rig type (masthead or fractional). The table below shows the correct type for monohulls.

Gas springs are available in a range of strengths, to cover variations in boom weight (including the stowed sail) and the Rodkicker angle. The angle varies with gooseneck height and kicker length. If in doubt, ask your dealer for more information.

		Type 05		Type 10		Type 20		Type 30	
	Max. righting moment:	frac. rig masthead rig	12.5 kNm 15.0 kNm	25 kNm 35 kNm	50 kNm 70 kNm	120 kNm 160 kNm			
	Max. displacement:	frac. rig masthead rig	2.5 tonnes 3.9 tonnes	5 tonnes 6 tonnes	9 tonnes 11 tonnes	20 tonnes 25 tonnes			
	Current Seldén boom section Previous Seldén/Kemp boom section		B087-B120 86/59-111/75	B087-B152 86/59-111/75, 128/90	B171-B200 150/105-189/132, 206/139	B200-B250			
	Height of boom (XBH)		< 900 mm	≤ 1100 mm > 1100 mm	≤ 1400 mm > 1400 mm	≤ 1800 mm > 1800 mm			
	Type of Rodkicker		05 Standard	10 Standard 10 Long	20 Standard 20 Long	30 Standard 30 Long			
	Min. length (L)		1150 mm	1360 mm 1670 mm	1720 mm 2260 mm	2200 mm 2700 mm			
	Without gas spring*	Art. No.	058-036-05	058-036-10 058-036-13	076-046-10 076-046-13	094-056-10 094-056-13			
	With gas spring (normal)*	Art. No. Spring force =	058-036-06 0.7 kN	058-036-11 0.6 kN 058-036-14 0.6 kN	076-046-11 1.2 kN 076-046-14 1.2 kN	094-056-11 2.5 kN 094-056-14 2.5 kN			
	With gas spring (hard)*	Art. No. Spring force =	-	058-036-12 1.2 kN 058-036-15 1.2 kN	076-046-12 2.5 kN 076-046-15 2.5 kN	094-056-12 5 kN 094-056-15 5 kN			
	With gas spring (extra hard)*	Art. No. Spring force =	-	058-036-16 2.5 kN 058-036-17 2.5 kN	076-046-16 5 kN 076-046-17 5 kN	- -			
Safe working load		8 kN	12 kN	18 kN	38 kN				
	Supplementary kit with normal gas spring	Art. No. Spring force =	308-038-03 0.7 kN	308-070-03 0.6 kN 308-070 (gas spring only)	308-071-03 1.2 kN 308-071 (gas spring only)	308-072-03 2.5 kN 308-072 (gas spring only)			
	Supplementary kit with hard gas spring	Art. No. Spring force =	-	308-071-04 1.2 kN 308-071 (gas spring only)	308-072-04 2.5 kN 308-072 (gas spring only)	308-073-04 5 kN 308-073 (gas spring only)			
	Supplementary kit with extra hard gas spring	Art. No. Spring force =	-	308-072-05 2.5 kN 308-072 (gas spring only)	308-073-05 5 kN 308-073 (gas spring only)	-			
Lower fitting	Upper fitting	Lower fitting	Lower fitting	Lower fitting	Lower fitting				
		A = 9, Ø B = 10, C = 20 Clevis pin 165-207	A = 9, Ø B = 10, C = 20 Clevis pin 165-207	A = 11, Ø B = 12, C = 20 Clevis pin 165-404	A = 14, Ø B = 16, C = 30 Clevis pin 165-556				
		Upper fitting S = 7, Ø T = 10, W = 12 Clevis pin 165-205	Upper fitting S = 7, Ø T = 10, W = 12 Clevis pin 165-205	Upper fitting S = 12, Ø T = 12, W = 14 Clevis pin 165-409	Upper fitting S = 11, Ø T = 16, W = 16 Clevis pin 165-555				

\* Kicking strap tackle not included.

## Gas spring, conventional mast

Boom section 86/59	B087	B104	B120	B120	B135	143/76	B152	B171	B200	B200	B250	
Weight, kg/m	2	1.75	2.0	2.5	2.5	2.9	3.3	4.0	4.6	6	6	7.5
Circ., mm	240	240	300	330	330	370	390	420	460	550	550	680
XBH, mm				Maximum E* normal spring/hard spring/extra hard spring								
Rodkicker	Type 05			Type 10 (S/L)				Type 20 (S/L)		Type 30 (S/L)		
600	3.4	3.6	3.4	3.1	3.0/4.0/5.4 (S)	2.6/3.6/4.9 (S)	2.4/3.3/4.6 (S)					
700	3.7	3.8	3.7	3.4	3.3/4.4/- (S)	2.8/3.9/5.3 (S)	2.7/3.6/5.0 (S)					
800	3.9	4.0	3.8	3.6	3.4/4.6/- (S)	3.0/4.2/5.7 (S)	2.9/3.6/5.4 (S)	2.7/3.7/5.1 (S)	3.4/4.7/- (S)			
900	4.0	4.1	4.0	3.8	3.6/4.8/- (S)	3.2/4.4/- (S)	3.1/4.1/5.7 (S)	2.9/3.9/5.3 (S)	3.6/5.1/- (S)	-4.4/6.0 (S)	4.4/5.9 (S)	3.9/5.4 (S)
1000					3.7/5.0/- (S)	3.4/4.5/- (S)	3.2/4.3/5.9 (S)	3.0/4.1/5.5 (S)	3.8/5.3/- (S)	3.3/4.7/6.3 (S)	4.7/6.3 (S)	4.2/5.8 (S)
1100					3.9/5.2/- (S)	3.5/4.7/- (S)	3.4/4.6/6.2 (S)	3.1/4.3/5.9 (S)	4.0/5.5/- (S)	3.5/4.9/6.6 (S)	5.0/6.7 (S)	4.5/6.1 (S)
1200					4.0/5.4/- (L)	3.7/4.9/- (L)	3.5/4.7/6.4 (L)	3.2/4.4/6.0 (L)	4.2/5.7/- (S)	3.7/5.2/6.9 (S)	5.2/7.0 (S)	4.7/6.4 (S)
1300					4.2/- (L)	3.7/5.0/- (L)	3.6/4.8/6.5 (L)	3.3/4.5/6.2 (L)	4.3/5.8/- (S)	3.8/5.3/7.1 (S)	5.4/7.2 (S)	4.9/6.6 (S)
1400							3.6/4.9/6.6 (L)	3.4/4.6/6.3 (L)	4.4/6.0/- (L)	3.9/5.4/7.3 (S)	5.6/7.4 (S)	5.0/6.8 (S)
1500									4.6/6.3/- (L)	4.0/5.5/7.4 (S)	5.7/7.7 (S)	5.2/7.0 (S)
1600									4.7/6.4/- (L)	4.3/5.9/7.9 (L)	5.9/7.8 (S)	5.3/7.2 (S)
1700										4.3/6.0/8.0 (L)	6.0/8.0 (S)	5.4/7.4 (S)
1800											6.2/8.3 (L)	5.5/7.5 (L)
1900												5.8/7.8 (L)
2000												5.9/8.0 (L)



Rodkicker Type 05.

## Gas spring, furling mast

Boom section	B120	B120	B135	143/76	B152	B171	B200	B200	B250	
Weight, kg/m	2.5	2.5	2.9	3.3	4	4.6	6	6	7.5	
Circ., mm	330	330	370	390	420	460	550	550	680	
XBH, mm		Maximum E* normal spring/hard spring/extra hard spring								
Rodkicker	Type 05	Type 10 (S/L)				Type 20 (S/L)		Type 30 (S/L)		
600	3.5	3.3/4.5/- (S)	2.8/4.0/- (S)	2.3/3.4/5.0 (S)						
700	4.0	3.7/5.4/- (S)	3.2/4.5/- (S)	2.7/3.9/5.7 (S)	2.5/3.6/5.3 (S)					
800	4.3	4.0/5.8/- (S)	3.5/5.0/- (S)	3.0/4.3/6.4 (S)	2.8/4.0/5.8 (S)	3.6/5.2/- (S)				
900		4.3/5.9/- (S)	3.7/5.3/- (S)	3.3/4.7/6.9 (S)	3.0/4.4/6.3 (S)	3.9/5.7/- (S)	-4.6/6.6 (S)	4.4/6.3 (S)	3.8/5.4 (S)	
1000		4.5/- (S)	3.9/5.5/- (S)	3.5/5.0/- (S)	3.2/4.7/- (S)	4.2/6.2/- (S)	-5.1/7.3 (S)	4.9/7.0 (S)**	4.2/6.0 (S)	
1100		4.7/- (S)	4.1/5.9/- (S)	3.7/5.4/- (S)	3.4/4.9/- (S)	4.5/6.6/- (S)	-5.5/7.9 (S)	5.4/7.6 (S)	4.6/6.6 (S)	
1200		5.0/- (L)	4.2/- (L)	3.9/5.6/- (L)	3.6/5.2/- (L)	4.7/6.8/- (S)	3.9/5.8/8.4 (S)	5.8/8.2 (S)	4.9/7.1 (S)	
1300		5.2/- (L)	4.3/- (L)	4.0/5.8/- (L)	3.7/5.3/- (L)	4.9/7.1/- (S)	4.1/6.1/8.7 (S)	6.1/8.7 (S)	5.2/7.5 (S)	
1400				4.1/5.9/- (L)	3.8/5.4/- (L)	5.0/7.3/- (S)	4.3/6.3/9.0 (S)	6.4/9.2 (S)	5.5/7.9 (S)	
1500						5.3/- (L)	4.4/5.6/9.3 (S)	6.7/- (S)	5.8/8.2 (S)	
1600						5.4/- (L)	4.7/6.9/- (L)	6.9/- (S)	5.9/8.5 (S)	
1700							4.9/7.1/- (L)	7.1/- (S)	6.2/8.8 (S)	
1800								7.4/- (S)	6.3/9.0 (S)	
1900								7.6/- (L)	6.6/9.4 (L)	
2000									6.7/9.6 (L)	

S = Standard L = Long XBH: See page 65.

Circ. = Circumference (lists extend beyond the Seldén boom range, to allow selection of the correct Rodkicker for other booms).

\* The maximum E (sail foot length). \*\* Boom slider 511-599-01 required.