

Correct information – Correct rig

Spars and rigging are the most exposed parts of a sailing yacht. Safety on board and performance puts high demands on strength and functional design. Our technical knowledge and long experience guarantee the quality but, to make everything suit your boat, we are completely dependant on the information you give us. To make it possible for our designers to provide you with the best rig, we need the following information about your boat:

For definitions of measures, please see "Seldén definitions - Rig fact measures", 595-566.

1. Hull and spars. Enclosed form **"Rig facts"** filled in (a drawing of the rig is desirable).

The distance from the top of the keelson to the top of the coach roof, where the mast passes through the deck, is important, so that internal and external sealings and other fittings can be fitted in their correct positions in relation to the deck.

This dimension (denoted "Q" on **"Rig facts"**) must therefore be stated. You can not measure the dimension on the drawing as it almost always differs from the actual dimension on the hull. You should note that there can be considerable differences if the measurement is taken with the yacht resting on its keel or floating in the water. Q is less when the yacht is resting on its keel.

2. Standing rigging. Our experience has taught us that the drawing can not provide accurate measurements.

We can calculate the lengths based on information given by you, on the form **"Chainplates"**.

Information given by phone must be confirmed by letter, fax or e-mail, in order to avoid any misunderstanding.

We thank you, in advance, for your cooperation.

Yours sincerely

Seldén Mast AB



www.seldenmast.com

Rig data no.	
Sales manager	

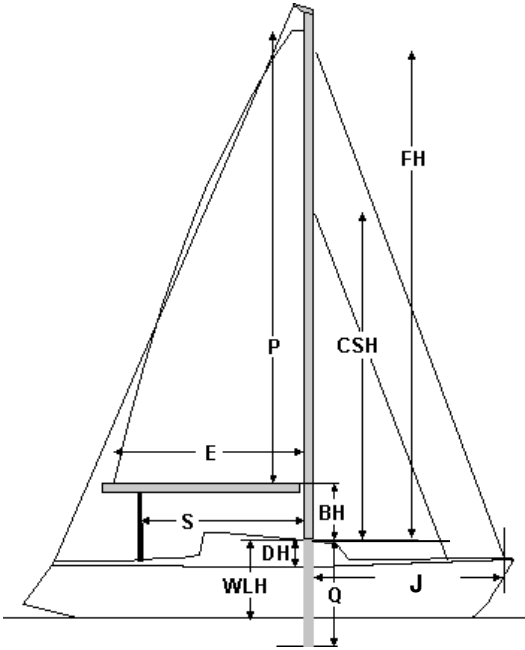
Rig facts

Information required for calculation of spars and standing rigging.

A. Yacht: _____ Customer: _____
 Address: _____
 Telephone: _____ Fax: _____ E-mail: _____

*For definitions of measures, please see "Seldén definitions - Rig fact measures", 595-566.

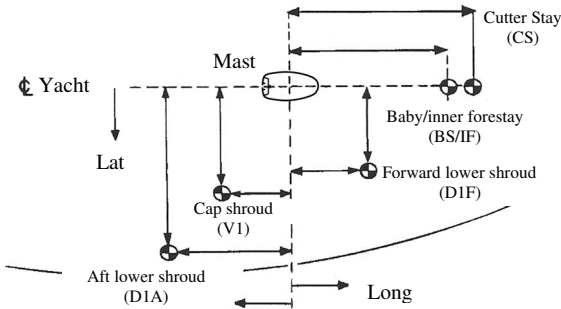
B. Rig



- | | | |
|--------------------------------------|---|--|
| <input type="checkbox"/> Masthead | <input type="checkbox"/> Carbon mast | Sets of spreaders 1, 2, 3 |
| <input type="checkbox"/> Fractional | <input type="checkbox"/> Conventional mast | <input type="checkbox"/> Furler jib furling system |
| <input type="checkbox"/> Deckstepped | <input type="checkbox"/> In-mast furling mast | <input type="checkbox"/> Top mast spin |
| <input type="checkbox"/> Keelstepped | <input type="checkbox"/> Tapered mast | |

Other rigging particulars:

Forestay height	FH =	<input type="text"/>	mm
Cutter stay height	CSH =	<input type="text"/>	mm
Main sail luff length	P =	<input type="text"/>	mm
Boom height (top of boom)	BH =	<input type="text"/>	mm
Bury	Q =	<input type="text"/>	mm
Main sail foot length	E =	<input type="text"/>	mm
Main sheet distance from aft face of mast	S =	<input type="text"/>	mm
Forestay chainplate in front of mast.	J =	<input type="text"/>	mm
Spinnaker pole length	SPL =	<input type="text"/>	mm
Coach roof height above cap-chainplate	DH =	<input type="text"/>	mm
Coach roof height above waterline	WLH =	<input type="text"/>	mm



Location of chainplates

	Lat	Long	
V1	<input type="text"/>	<input type="text"/>	mm
D1A	<input type="text"/>	<input type="text"/>	mm
D1F	<input type="text"/>	<input type="text"/>	mm
BS/IF	<input type="text"/>	<input type="text"/>	mm
CS	<input type="text"/>	<input type="text"/>	mm

C. Righting moment (RM)

Alt. 1 RM acc. To IMS 1°/20°/40° (IOR°) kNm

Alt. 2 RM at 30° kNm (Seldén heeling test /
 designers)

Given RM includes

- Yacht empty Crew members on rail
 Yacht equipped

Alt. 3 The righting moment can be approximately estimated if the following information is given:

- Yacht empty Yacht equipped
- Length over all mm Displacement kg
 Max beam mm Ballast kg
 Draft mm Bulb/Wing keel
- Centerboard draft board up/down /
 Ballast board/other /

Please check and sign this form and return it to Seldén.

Signature, order only

Blockletters

Date

Remark: Measurement on which calculation of **lengths of standing rigging** shall be based, see overleaf.

Chainplates

Use "mm"

595-543-E
12-07-02
3(3)

Yacht:

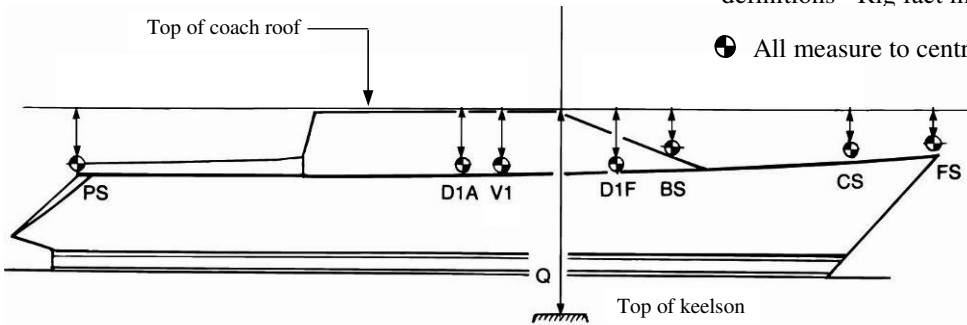
Owner:

Chainplate **below** coach roof "+"

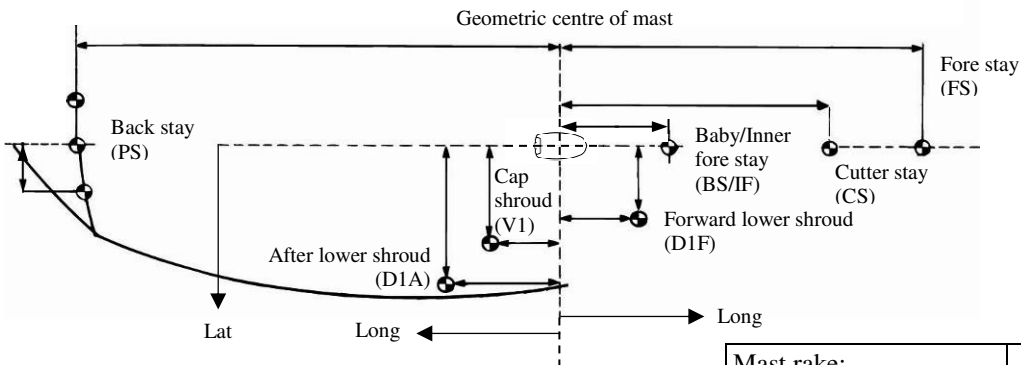
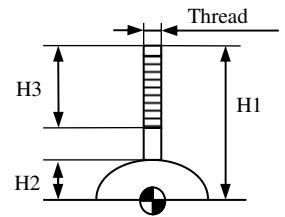
Chainplate **above** coach roof "-"

*For definitions of measures, please see "Seldén definitions - Rig fact measures", 595-566.

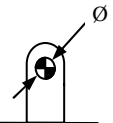
⊕ All measure to centre of symbol



DECK TIPCUP



CONV. CHAINPLATE



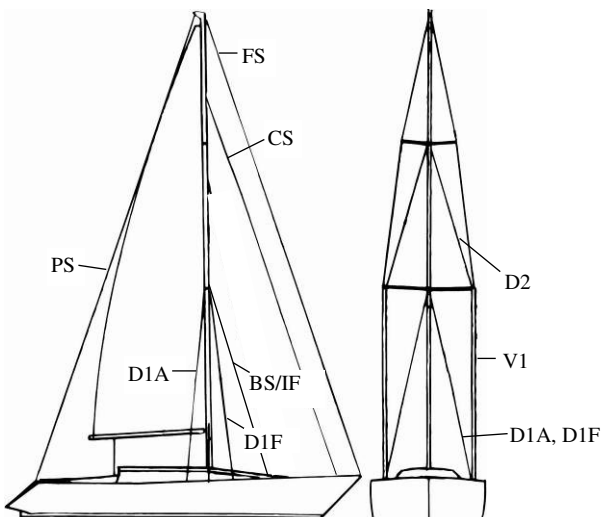
Mast rake: _____ Q: _____ (mm)

CHAINPLATE (mm)

	Lat.	Long.	Vert.	Ø
V1				
D1A				
D1F				
BS/IF				
CS				
FS				
PS				

DECK TIPCUP (mm)

	H1	H2	H3	Thread
V1				
D1				
D1F				



Please check and sign this form and return it to Seldén.

Signature, order only

Blockletters

Date